

ANNUAL REPORT 2018



**SHELTER
ANIMALS COUNT™**
the national database

MESSAGE FROM THE CEO

By the end of 2018, more than half (54%) of US counties were represented in the Shelter Animals Count National Database.

Animal shelters and rescue organizations are demonstrating a growing commitment to collect, share and use data and it is truly inspiring. Almost every participating shelter (99%) chose to make their data transparent and available through the SAC Data Dashboards. As this dataset expands, animal welfare organizations, funders, educators, students, researchers and more can, for the first time, get a true understanding of local and national shelter data.

Beyond continued growth of the dataset, 2018 contained many highlights. We hosted a focus group of animal care and control professionals during the National Animal Care & Control Association Conference to better understand their data needs and viewpoints. In October, SAC launched three additional views in the interactive Data Dashboards, giving users new tools to view data at all levels of detail and even layer in community demographics.

Looking ahead to 2019 we are continuing to add new tools to make it even easier for shelters and rescues to participate in Shelter Animals Count and use data in meaningful ways.

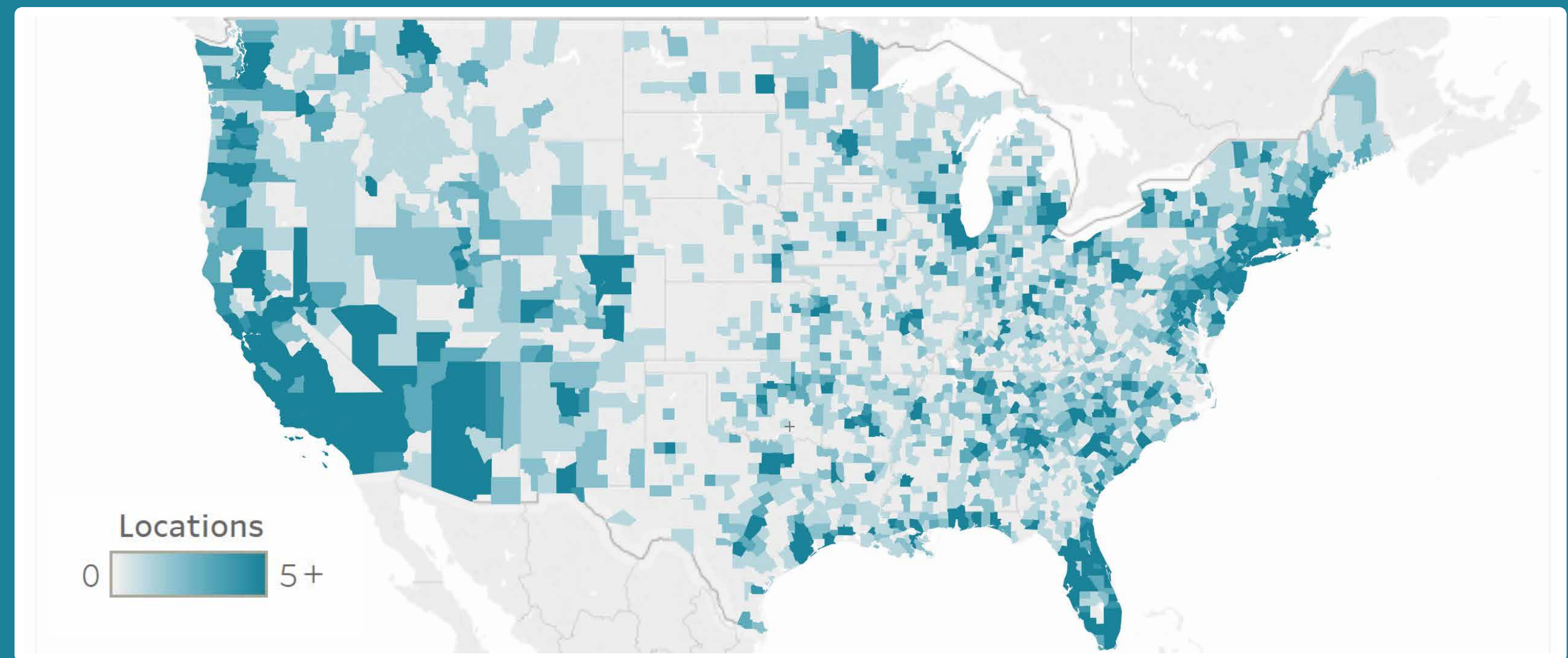
Thank you to the Shelter Animals Count board of directors, sponsors and supporters, and to each and every organization who takes time to collect and share their data – you are the National Database!



A large, stylized white handwritten signature of Sara Kent on a dark teal background.

Sincerely,
Sara Kent, Chief Executive Officer
Shelter Animals Count

THE NATIONAL DATABASE



5,411

PARTICIPATING SHELTERS

54%

US COUNTIES REPRESENTED

32,365

DATA RECORDS CREATED IN 2018

*includes partial datasets

Participation in Shelter Animals Count continues to grow. Over 600 organizations registered to participate in 2018. 99% of all organizations participating have opted to share their data publicly, demonstrating an increasing commitment to transparency from the shelter and rescue community.

Ready. Dataset. Go!

Shelter Animals Count is home to the largest self-reported dataset in animal welfare. The full-year dataset for 2017 was released in April 2018 including data records from over 3,900 organizations. In October, mid-year 2018 data was published into new Data Dashboards, featuring seven interactive views with 2011 – 2018 data from over 4,100 organizations!

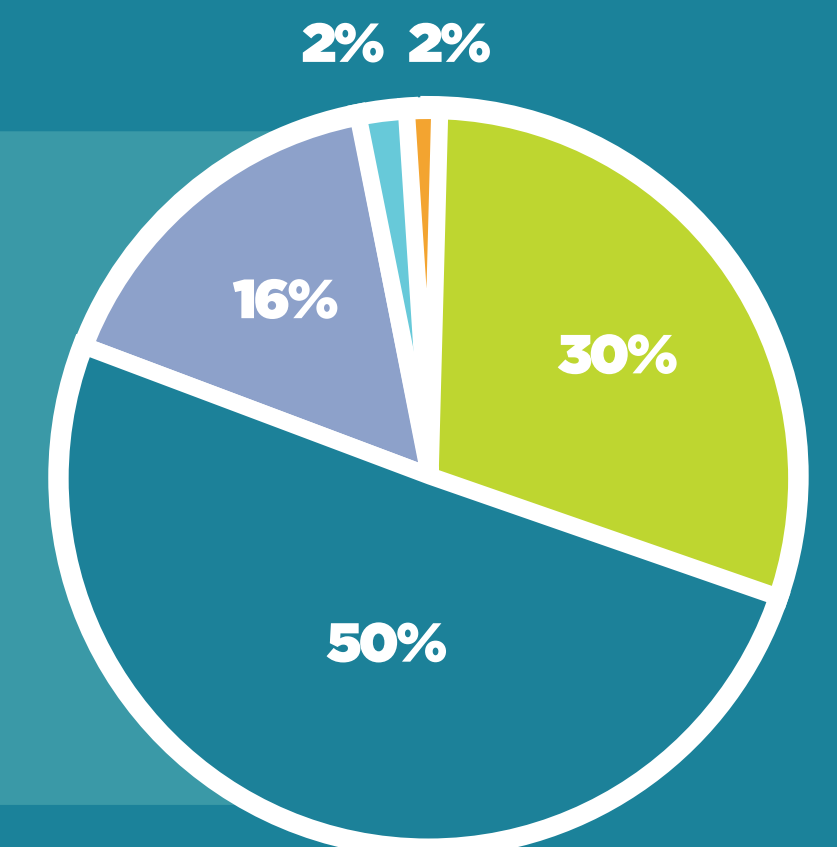
COMPOSITION OF PARTICIPATING ORGANIZATIONS

The highest participation through 2018 came from these top 10 states, accounting for nearly half of total SAC membership:

- | | |
|---------------|-------------------|
| 1. CALIFORNIA | 6. VIRGINIA |
| 2. TEXAS | 7. TENNESSEE |
| 3. FLORIDA | 8. NORTH CAROLINA |
| 4. NEW YORK | 9. ARIZONA |
| 5. GEORGIA | 10. OHIO |

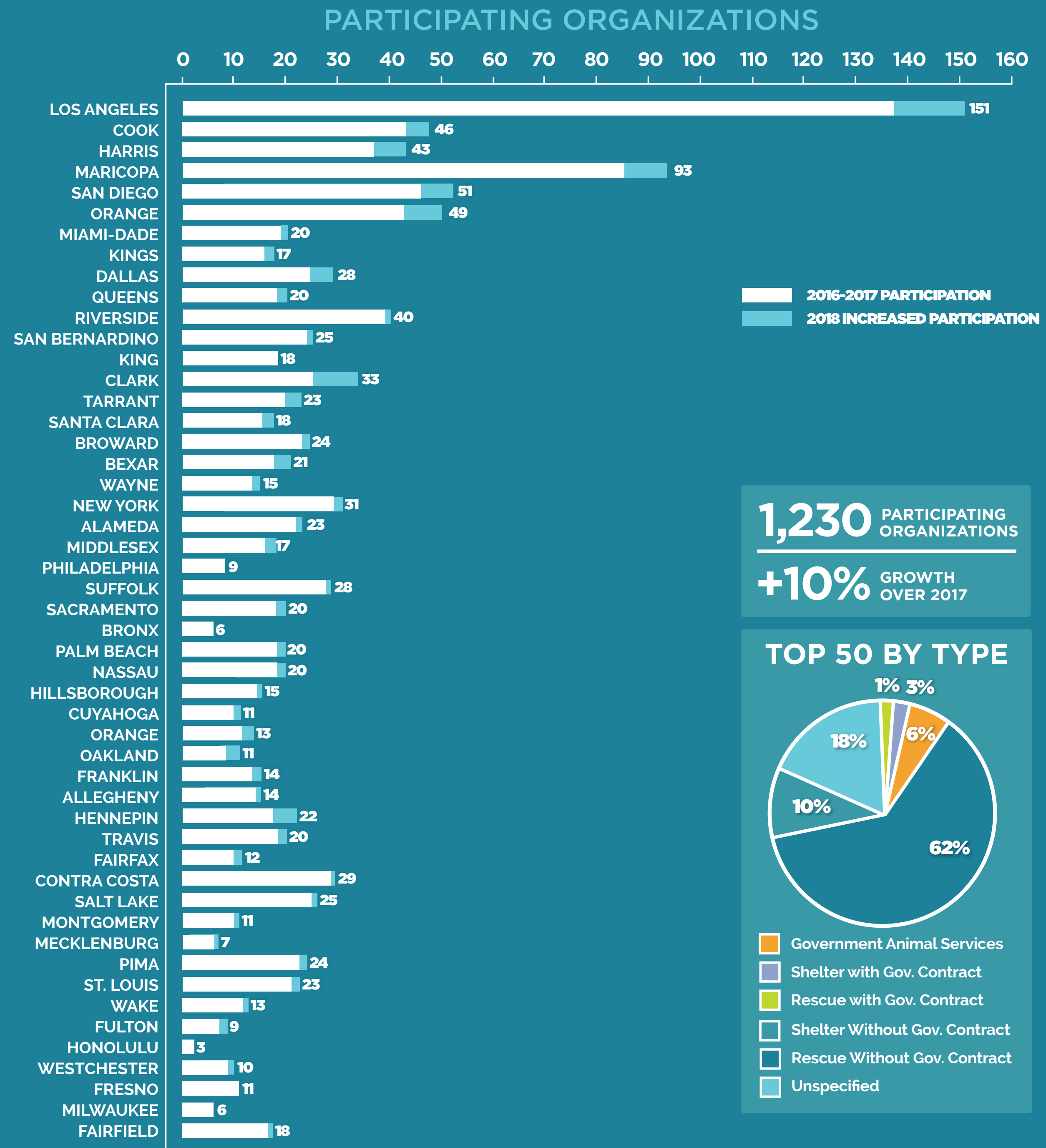


ANNUAL ESTIMATED INTAKE OF PARTICIPANTS THROUGH 2018



2018 PROGRESS IN THE 50 MOST POPULOUS U.S. COUNTIES

TOP 50 MOST POPULOUS COUNTIES (IN RANK ORDER)



CONTINUOUS IMPROVEMENT & VALUE CREATION

NEW!

Shelter Animals Count enhances the capabilities of the Data Portal to best meet the needs of the shelter and rescue users.

In addition to ongoing, continuous improvement releases, the significant updates in 2018 include:



A team of experts from the board of Shelter Animals Count put together a descriptive white paper with trends from the National Database 2016 dataset.



Shelter Animals Count released the second, full-year dataset including over 3,900 organizations' completed 2017 datasets in four interactive Data Dashboards.



To further knowledge in the field of animal welfare through data-enabled research efforts, Shelter Animals Count began offering a full-file dataset export for the first time.



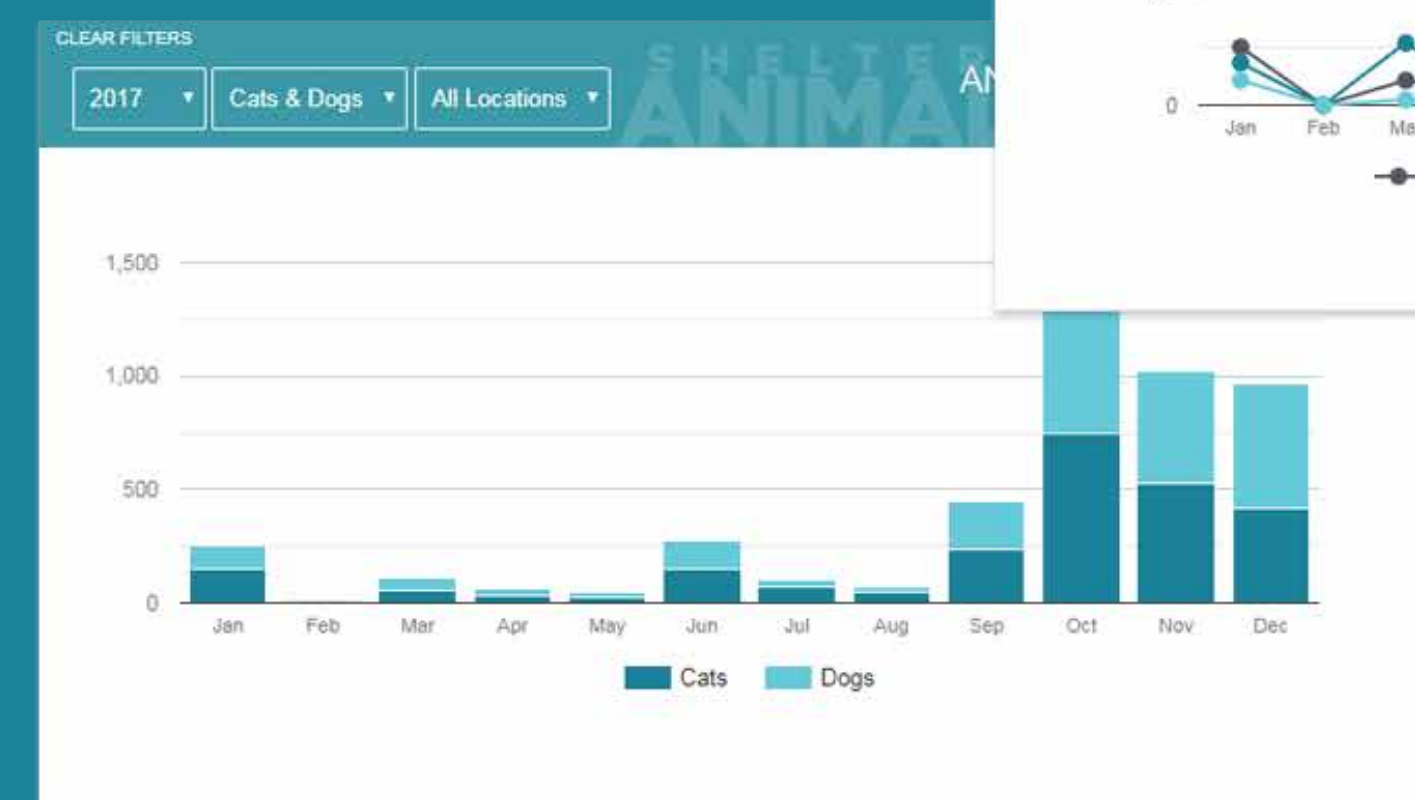
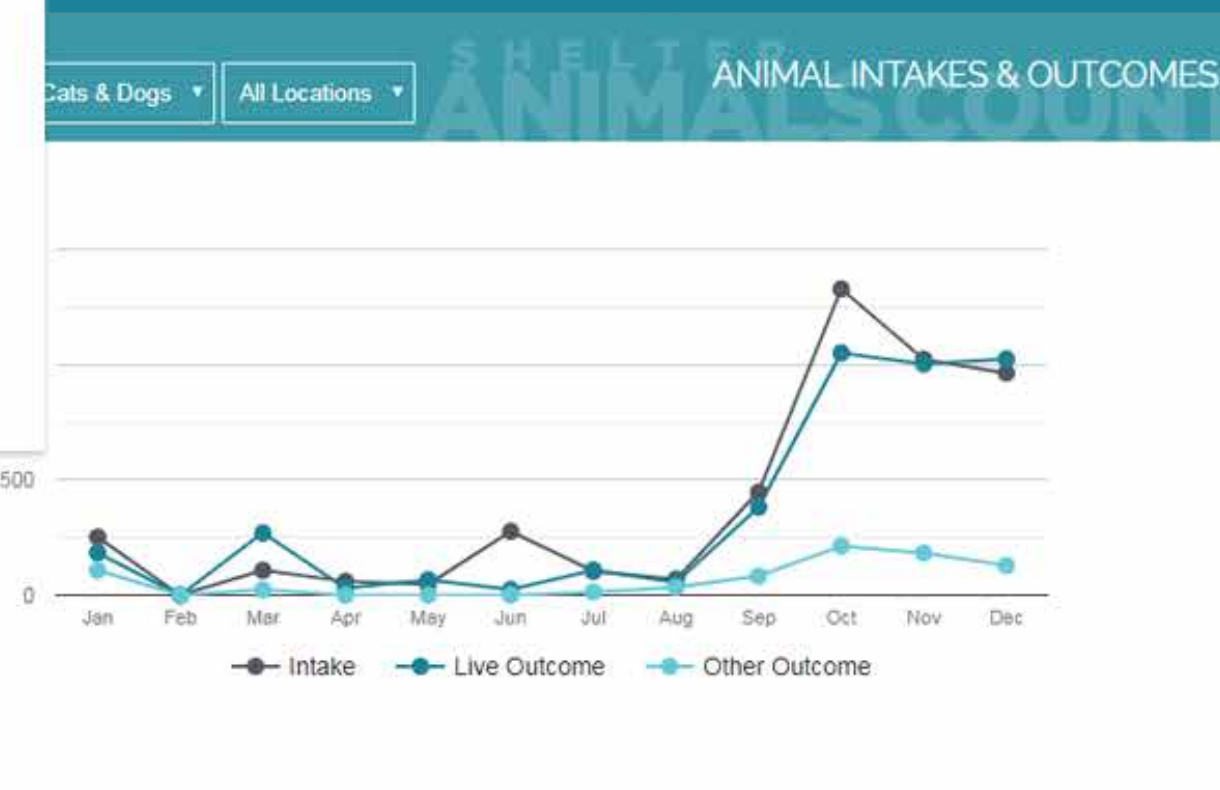
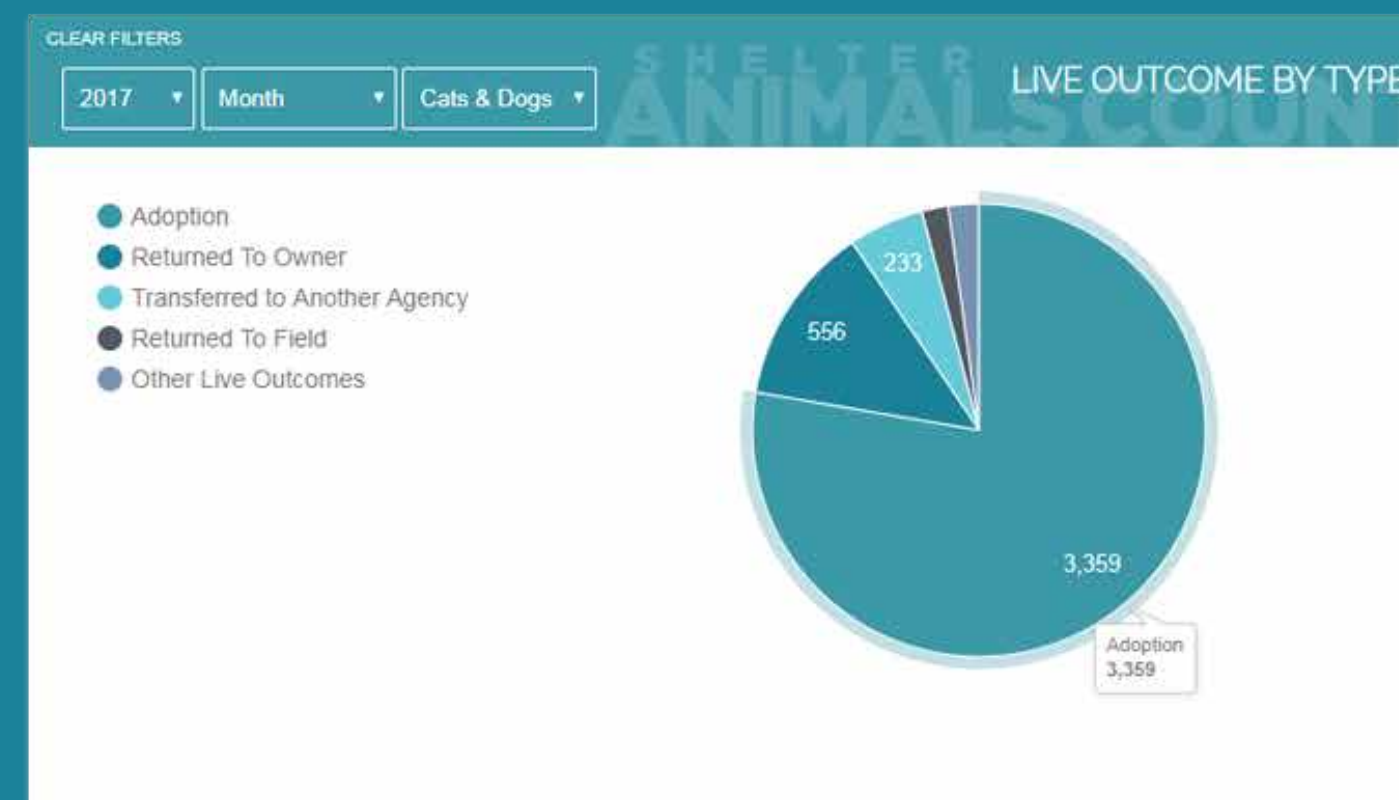
Based on user requests, the manual Basic Data Matrix was updated to highlight missing values to ensure data completion and allow for the auto-filling of zeros based on the organization's species intake of only cats or only dogs.



Shelter Animals Count published updated interactive Data Dashboards featuring new detailed views for a total of seven data visualization options with data from January 2011 - June 2018.

A new data import process launched that allows shelters and rescues to bulk import their monthly data from a CSV file available in most major shelter software providers.

**COMING
IN 2019**



* Data Visualizations contain sample data.

To further help shelters and rescues explore their data, Shelter Animals Count is launching new shelter-level data visualization tools inside user accounts. At-a-glance, organizations will be able to view their data to easily identify changes and trends in data.

ENCOURAGING ENGAGEMENT & DATA CONTRIBUTIONS



In 2018, Shelter Animals Count launched two Data Drive campaigns, both sponsored by The Rachael Ray Foundation. The February Data Drive campaign collected full year 2017 data resulting in increasing groups with complete data by 85%. The August Data Drive campaign collected data from the first six months of 2018 and was successful in increasing groups with complete data by 88%.

Thanks to our campaign grant sponsor, The Rachael Ray Foundation, \$30,000 in grants were awarded to 30 randomly selected qualifying organizations.

Congratulations to all the winners of the 2018 Data Drive.

Abilene Animal Services	Humane Society of Sedona	Second Chance Rescue NYC
Aiken County Animal Shelter	Louisville Metro Animal Services	Second City Canine Rescue
Animal Aid for Vermilion Area	Misfits,Mutts and Meows, Inc.	SouthEast Beagle Rescue
Animal Rescue League of Boston	Morristown Hamblen Humane Society	Southpaws Express
Animal Service Center of the Mesilla Valley	New Hampshire Humane Society	Stone County SPCA
Annie's Pet Rescue	Northern California Sled Dog Rescue (NorSled)	Tabby's Place: a Cat Sanctuary
Beatrice Humane Society	Operation CatSnip of the Treasure Coast Inc	Tallahassee Animal Services
Dogs Without Borders	Pasadena Humane Society & SPCA	The Feral Companion
FETCH a Cure/Pixie's Pen Pals	Plaquemines Animal Welfare Society	TOPCats on the Ridge, Inc.
For Animals, Inc	SC Sheltie Rescue	Warwick Valley Humane Society

BOARD OF DIRECTORS

One Team. One Vision. That's the motto of our diverse board of directors, leaders and stakeholders.

Shelter Animals Count is governed by a Board of Directors from associations, academic institutions and national, regional and local animal welfare organizations.

Jodi Buckman (CAWA), Chair | American Society for the Prevention of Cruelty to Animals

Jan McHugh-Smith, Vice Chair | Humane Society of the Pikes Peak Region

Anne Reed, Secretary | Wisconsin Humane Society

Roger Haston PHD, Treasurer | National Council on Pet Population

Susan Cosby-Jennings | Petco Foundation

Janelle Dixon | Animal Humane Society

Inga Fricke | Humane Society of the United States

David Haworth | PetSmart Charities

Mary Ippoliti-Smith | Maddie's Fund

Vicki Kilmer | Best Friends Animal Society

Julie Levy DVM, PHD, DACVIM | University of Florida College of Veterinary Medicine

Lisa Pedersen | The Association for Animal Welfare Advancement

Shelly Thompson | Maddie's Fund

Diane Webber | Cedar Rapids Animal Care & Control

Sara White DVM | Association of Shelter Veterinarians

NEW 2019 BOARD OF DIRECTORS EXECUTIVE COMMITTEE



Jan McHugh Smith
Board Chair
Humane Society of the Pikes Peak Region



Jim Tedford
Secretary
The Association for Animal Welfare Advancement



Jodi Buckman
At-Large
American Society for the
Prevention of Cruelty to Animals



Janelle Dixon
Vice Chair
Animal Humane Society

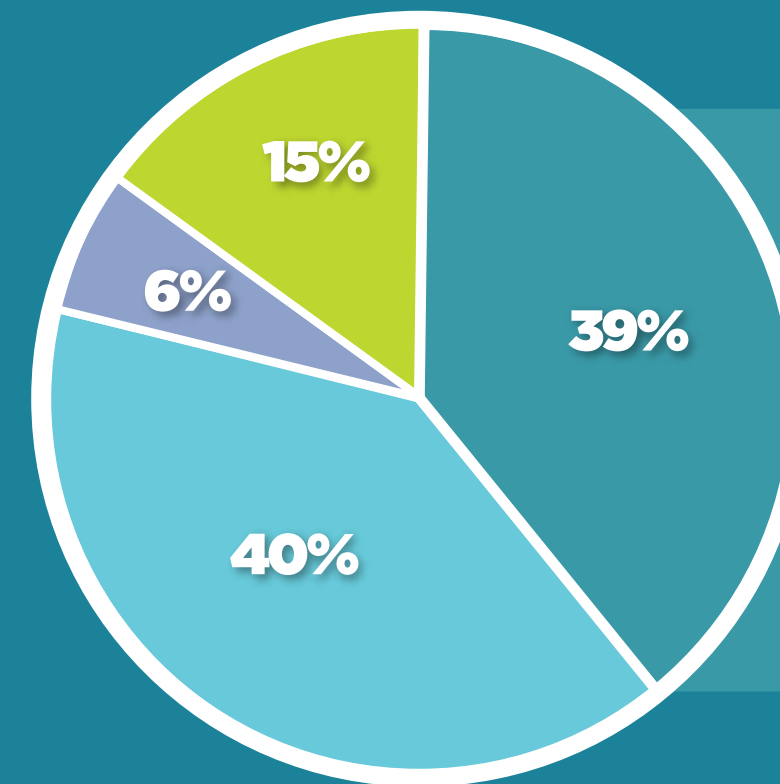


Roger Haston
Treasurer
National Council on Pet Population

*Shelter Animals Count extends a sincere thank you to Jodi Buckman, immediate past board chair.
Jodi's focus, dedication and leadership have been instrumental in the formation and progress
of Shelter Animals Count.*

Thank you for your service, Jodi!

2018 SPONSORS OF SHELTER ANIMALS COUNT



FINANCIAL SUPPORT AT WORK IN 2018



Platinum Sponsors:

- ➔ Spring Point Partners
- ➔ Maddie's Fund
- ➔ American Society for the Prevention of Cruelty to Animals
- ➔ Best Friends Animal Society
- ➔ Petco Foundation
- ➔ PetSmart Charities
- ➔ WaterShed Animal Fund

Gold Sponsors:

- ➔ Humane Society of the United States

Bronze Sponsors:

- ➔ Dr. Scholl Foundation
- ➔ The Association for Animal Welfare Advancement

Data Drive Sponsor:

- ➔ Rachael Ray Foundation

QUOTES FROM PARTICIPANTS

"Shelter Animals Count allows me to visualize the state of animal welfare in the nation as a whole."

"I strongly encourage every animal organization to report statistics to Shelter Animals Count to help all of us who work in animal welfare know how we're doing and where we need to continue to improve."

"Shelter Animals count gives us a consistent method of looking at our intakes and outcomes, ultimately allowing our organization to look inside our numbers and make good decisions going forward."

"We update our SAC statistics every month. When applying for grants, this data base has helped us immensely as our statistics at our finger tips."

"We have created various 'coalitions' for our state as well so we can be more transparent and determine what our focus should be as a region."

"Shelter Animals Count is a great tool to really break down our month to month data. Sometimes in the hustle and bustle of shelter life, we can forget just how many animals we help!"

ANNUAL REPORT 2018



SHELTER
ANIMALSCOUNTTM
the national database