

BIRDS



Q3 2022

JAN-SEPT

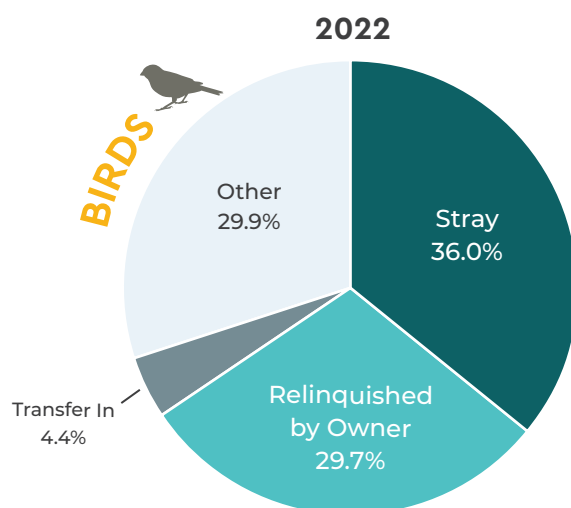


Highlights

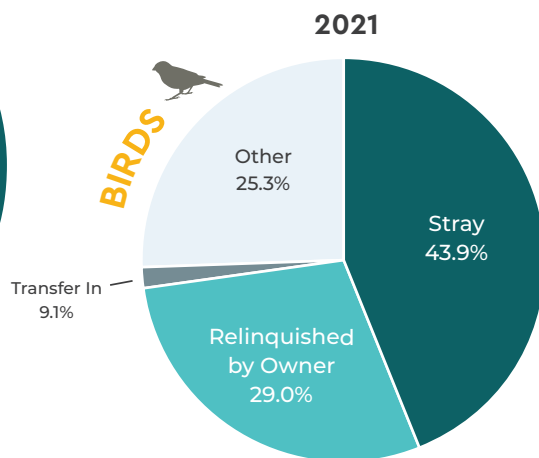
- Bird intakes and outcomes have decreased compared to 2021 (36.2% and 23.2% respectively).
- The adoption rate of birds increased from 37% in 2021 to 45% in 2022 and the transfer out rate of birds increased from 12% in 2021 to 23% in 2022.

INTAKES

TOTAL COMMUNITY INTAKES



INTAKE TYPES as a % of total intake



OUTCOMES

TOTAL OUTCOMES



LIVE OUTCOMES



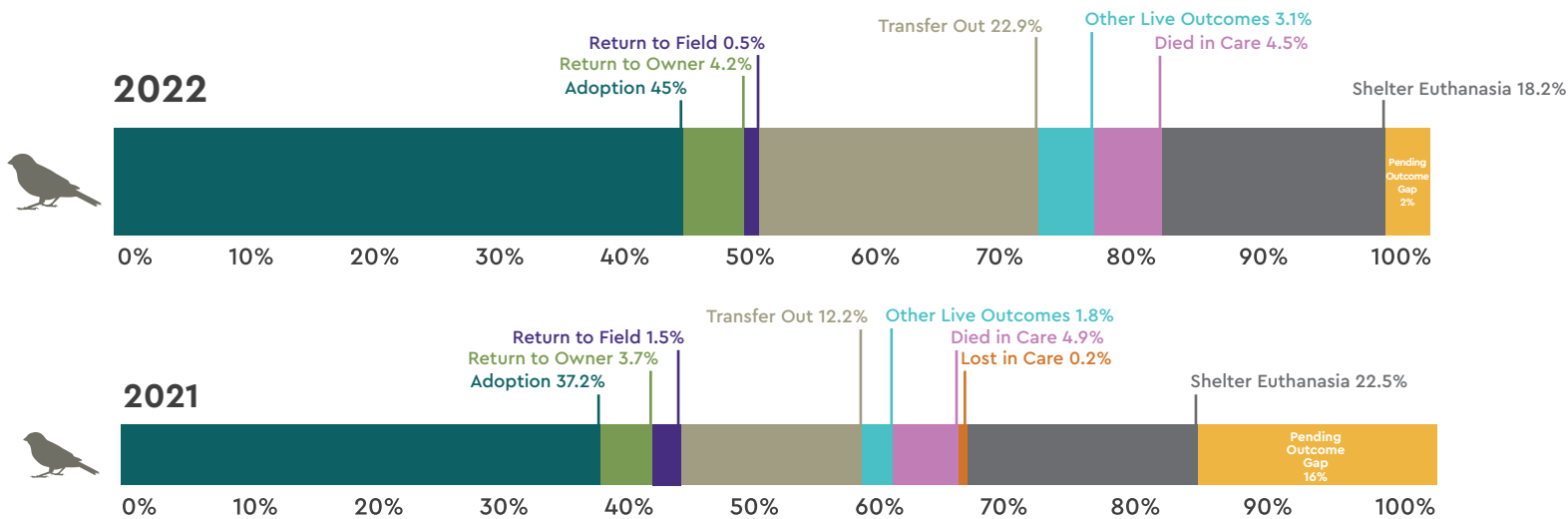
NON-LIVE OUTCOMES



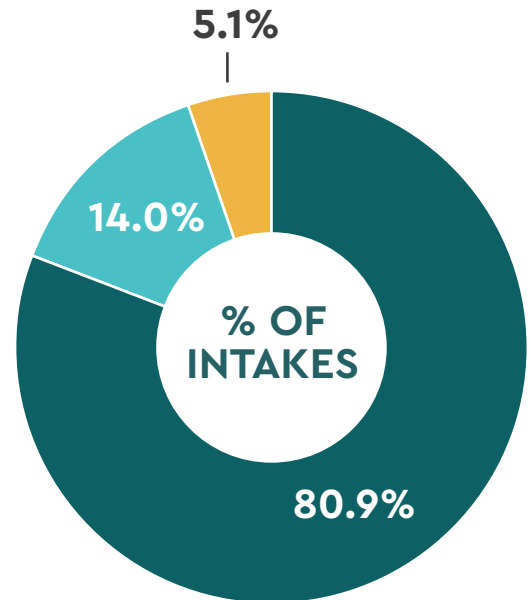
TOTAL ADOPTIONS



OUTCOME TYPES as a % of total intake



ORG TYPES



PBC



The SAC Population Balance Calculation (PBC) is the formula used to determine if a shelter's population is increasing, decreasing, or staying the same. It simply takes the total outcomes divided by the total intakes for a time period. 100% means the animals are leaving at the exact same rate they are coming in. Below 100% means the population is increasing and above 100% means the population is decreasing.

2021	2022
84.0%	98.4%



View the full [Q3 Report](#) on the website for national insights January - September 2022

bit.ly/SACQ32022News