


EQUINE

2022

JAN-SEPT

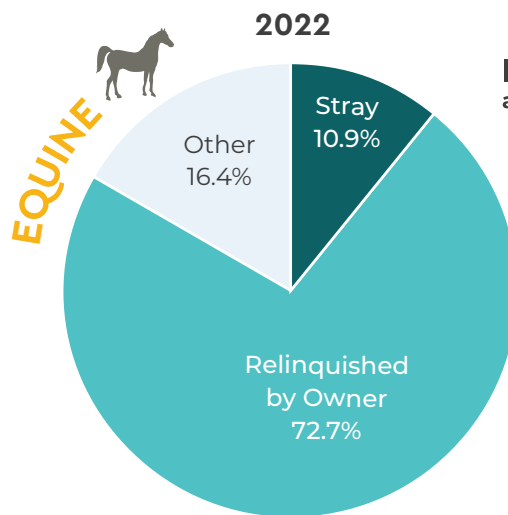
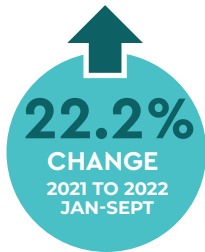


Highlights

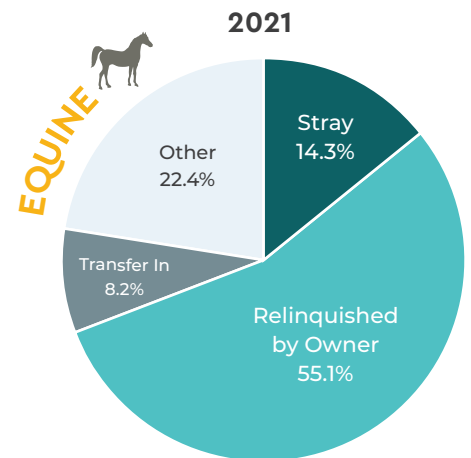
- Owner surrender rates for equines were 18 percentage points higher in 2022 compared to 2021.
- Equines had the highest PBC in 2021 compared to other species groups (114.3%) but in 2022, while still over 100% at (103.6%), the PBC decreased.

INTAKES

TOTAL COMMUNITY INTAKES



INTAKE TYPES as a % of total intake



OUTCOMES

TOTAL OUTCOMES



LIVE OUTCOMES



NON-LIVE OUTCOMES

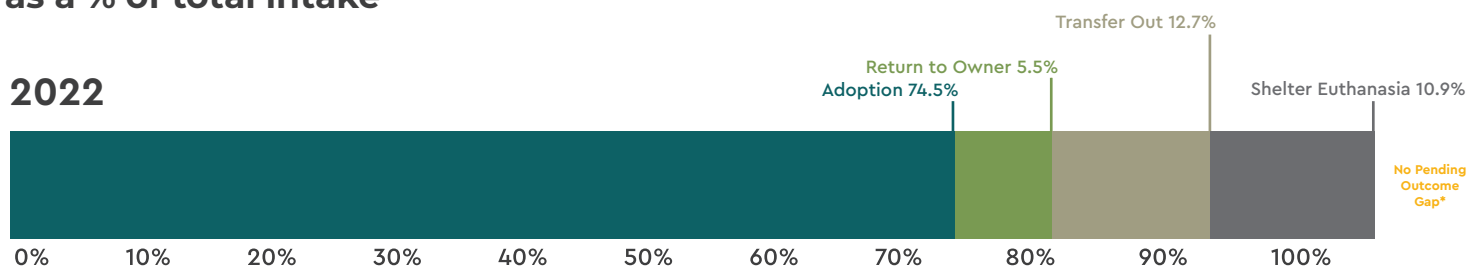


TOTAL ADOPTIONS

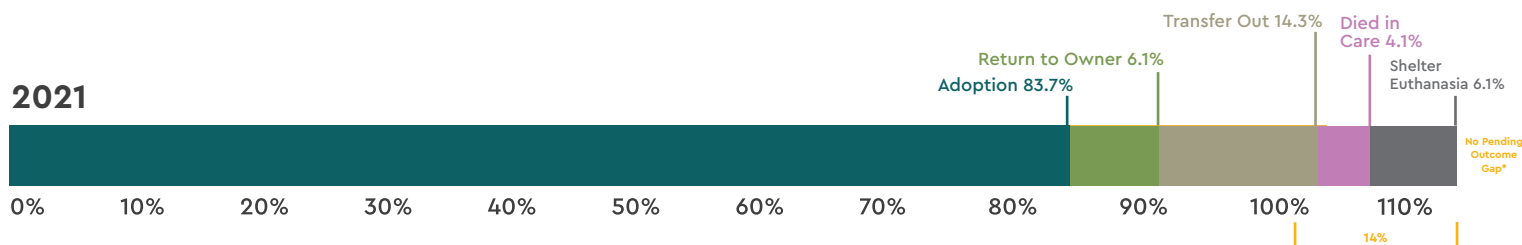


OUTCOME TYPES as a % of total intake

2022

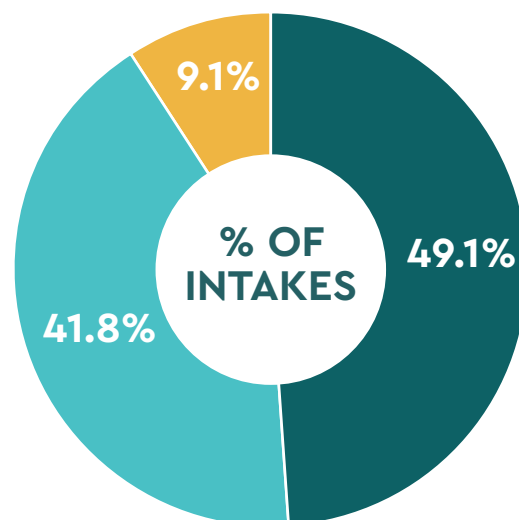


2021



*There was no Pending Outcome Gap in 2022 or 2021 because there were 4% and 14% more outcomes than intakes, respectively.

ORG TYPES



PBC



The SAC Population Balance Calculation (PBC) is the formula used to determine if a shelter's population is increasing, decreasing, or staying the same. It simply takes the total outcomes divided by the total intakes for a time period. 100% means the animals are leaving at the exact same rate they are coming in. Below 100% means the population is increasing and above 100% means the population is decreasing.

2021	2022
114.3%	103.6%



View the full [Q3 Report](#) on the website for national insights January - September 2022

bit.ly/SACQ32022News