

RABBITS

Q3 2022

JAN-SEPT

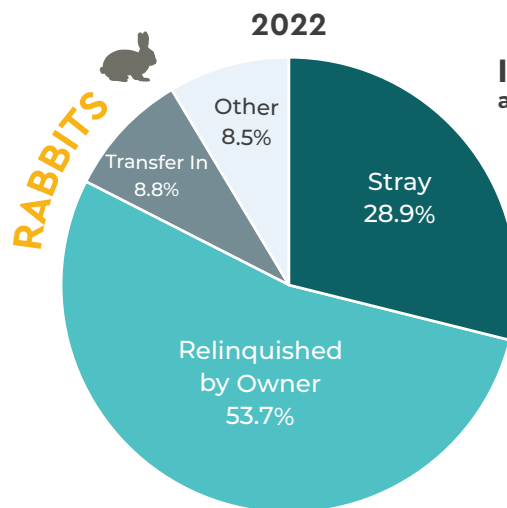


Highlights

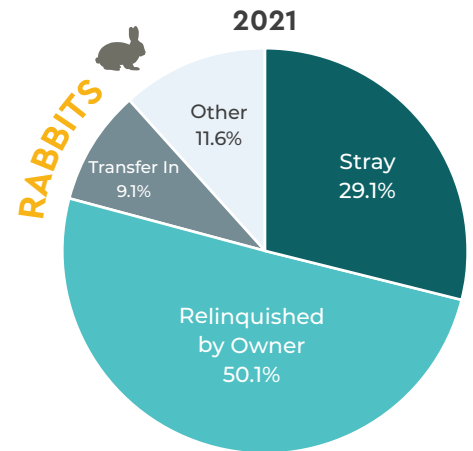
- The rate of Rabbits surrendered to shelters increased by 3.6 percentage points compared to 2021.
- Rabbits were adopted from shelters at a higher rate than 2021, with a 2.6 percentage point change.
- The PBC for Rabbits increased from 89.4% to 95.8% since 2021, but 4.2% of rabbits still remain in shelters.

INTAKES

TOTAL COMMUNITY INTAKES



INTAKE TYPES as a % of total intake



OUTCOMES

TOTAL OUTCOMES



LIVE OUTCOMES



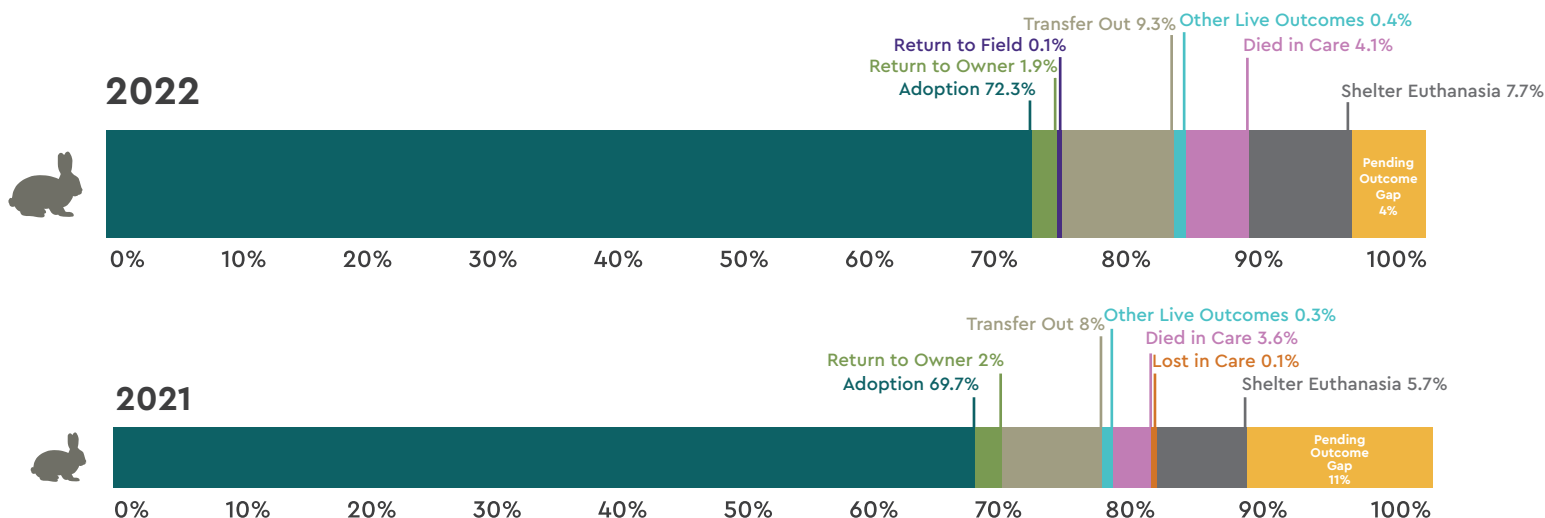
NON-LIVE OUTCOMES



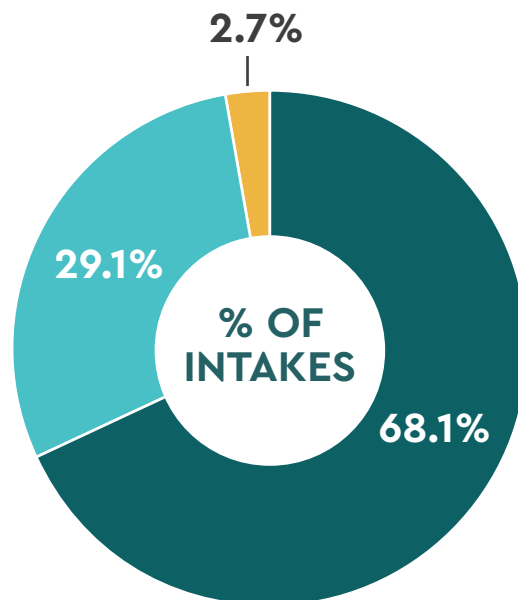
TOTAL ADOPTIONS



OUTCOME TYPES as a % of total intake



ORG TYPES



PBC

The SAC Population Balance Calculation (PBC) is the formula used to determine if a shelter's population is increasing, decreasing, or staying the same. It simply takes the total outcomes divided by the total intakes for a time period. 100% means the animals are leaving at the exact same rate they are coming in. Below 100% means the population is increasing and above 100% means the population is decreasing.

2021	2022
89.4%	95.8%



View the full [Q3 Report](#) on the website for national insights January - September 2022
bit.ly/SACQ32022News