

SOUTH ATLANTIC REGION

Q3 2022 Analysis: January - September



Adoptions and Community Intakes are lower than 2021 in the South Atlantic region, contrary to national trends



States in the South Atlantic Region (as defined by the US Census)

- Delaware
- Florida
- Georgia
- Maryland
- North Carolina
- South Carolina
- Virginia
- Washington DC
- West Virginia

INTAKES

TOTAL COMMUNITY INTAKES ALL SPECIES



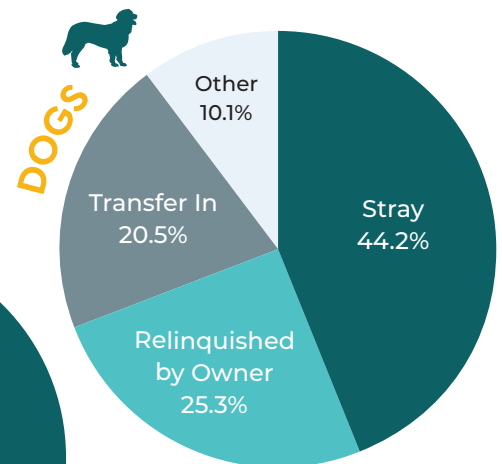
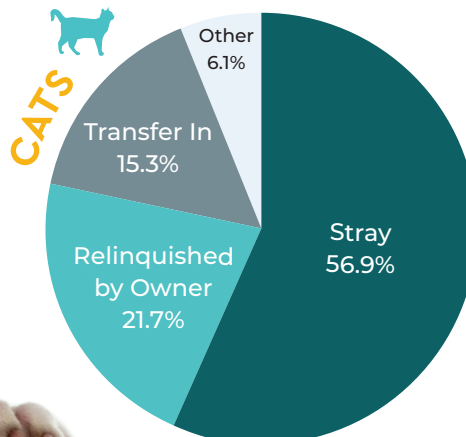
-1.6%
CHANGE
2021 TO 2022
JAN-SEPT



-12.2%
CHANGE
2019 TO 2022
JAN-SEPT



Intake Types % of Total Intakes 2022



OUTCOMES

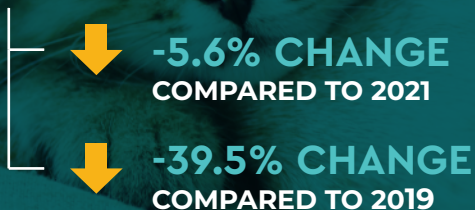
TOTAL OUTCOMES



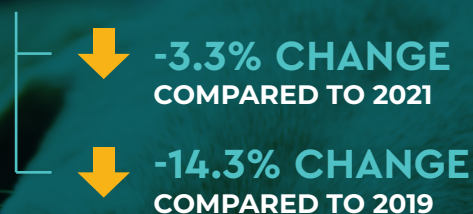
LIVE OUTCOMES



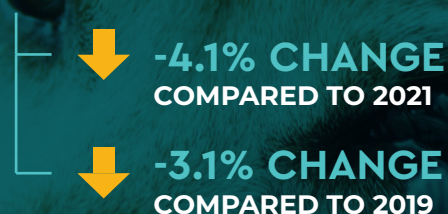
NON-LIVE OUTCOMES



TOTAL ADOPTIONS



CAT ADOPTIONS



DOG ADOPTIONS



PBC



The SAC Population Balance Calculation (PBC) is the formula used to determine if a shelter's population is increasing, decreasing, or staying the same. It simply takes the total outcomes divided by the total intakes for a time period. 100% means the animals are leaving at the exact same rate they are coming in. Below 100% means the population is increasing and above 100% means the population is decreasing.

2019	2020	2021	2022
98.0%	99.5%	96.0%	91.9%



View the full [Q3 Report](#) on the website for national insights January - September 2022

bit.ly/SACQ32022News