

SMALL MAMMALS



Q3 2022
JAN-SEPT

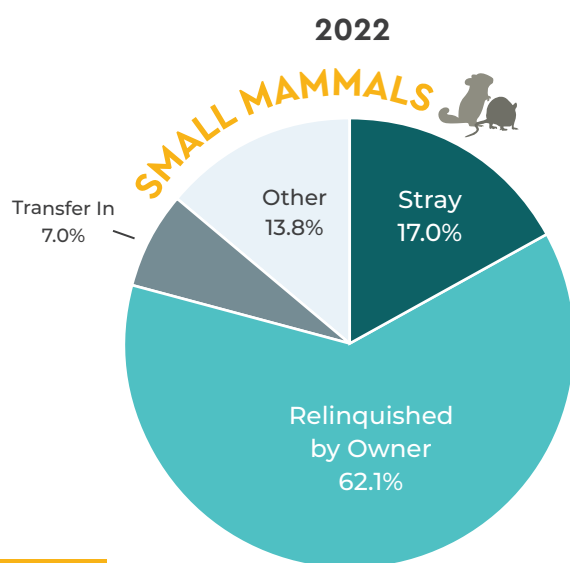


Highlights

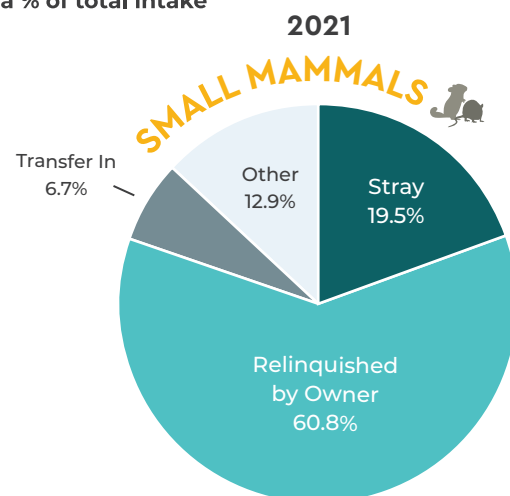
- Small Mammals saw only a slight increase of 1.1% in intakes from 2021 to 2022.
- Only 1% of Small Mammals that entered organizations are still waiting for an outcome in 2022.

INTAKES

TOTAL COMMUNITY INTAKES



INTAKE TYPES as a % of total intake



OUTCOMES

TOTAL OUTCOMES



LIVE OUTCOMES



NON-LIVE OUTCOMES

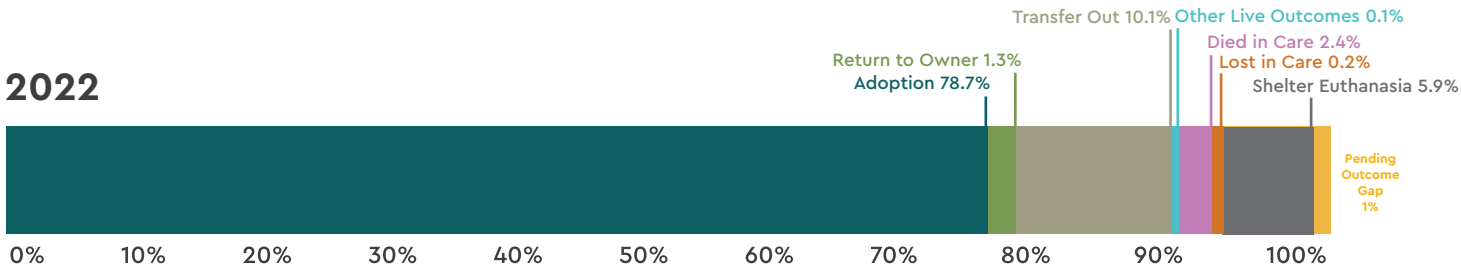


TOTAL ADOPTIONS

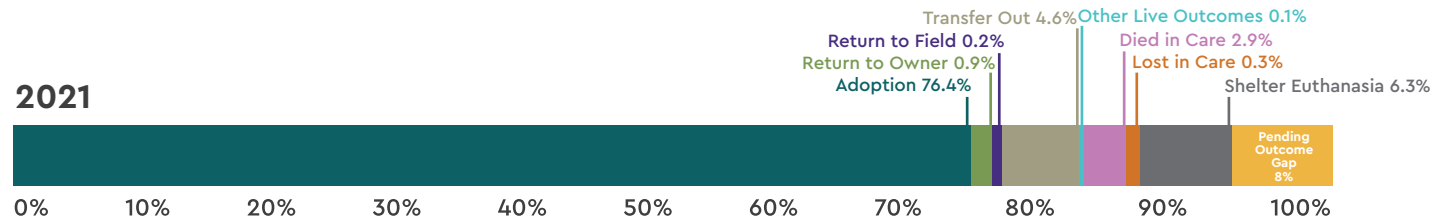


OUTCOME TYPES as a % of total intake

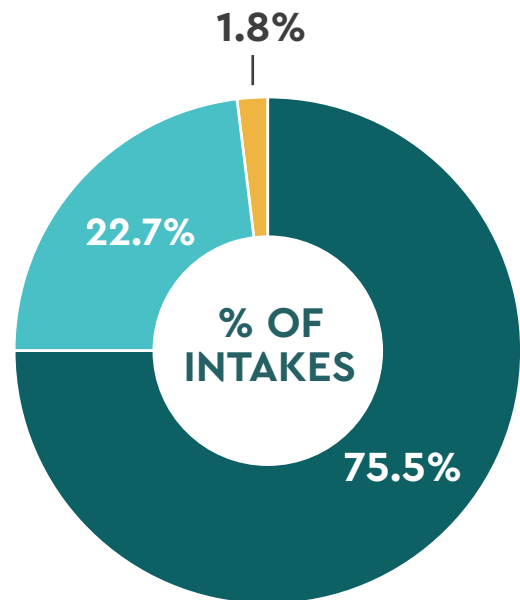
2022



2021



ORG TYPES



PBC



The SAC Population Balance Calculation (PBC) is the formula used to determine if a shelter's population is increasing, decreasing, or staying the same. It simply takes the total outcomes divided by the total intakes for a time period. 100% means the animals are leaving at the exact same rate they are coming in. Below 100% means the population is increasing and above 100% means the population is decreasing.

2021	2022
91.8%	98.8%



View the full [Q3 Report](#) on the website for national insights January - September 2022

bit.ly/SACQ32022News