



**SHELTER
ANIMALS
COUNT**



PetP*int
DATA MANAGEMENT SYSTEM

PETPOINT

API Instructions for Intake/Outcome Database

Updated
August 22, 2022

Send your monthly intake and outcome data to Shelter Animals Count automatically each month!

To get started use the following instructions to

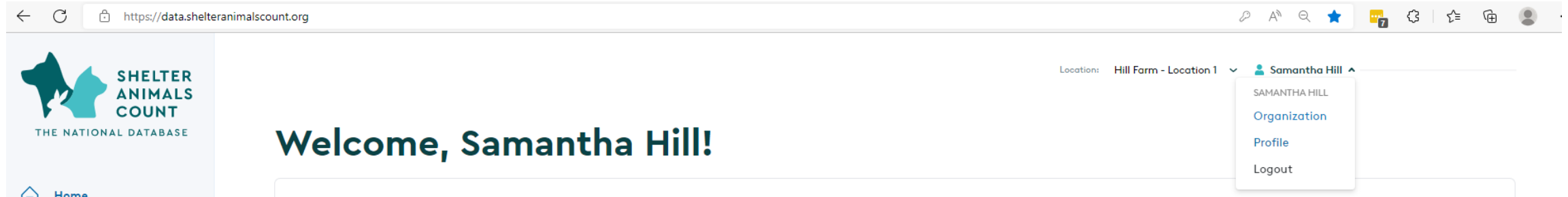
Opt-In on your Shelter Animals Count Portal

AND

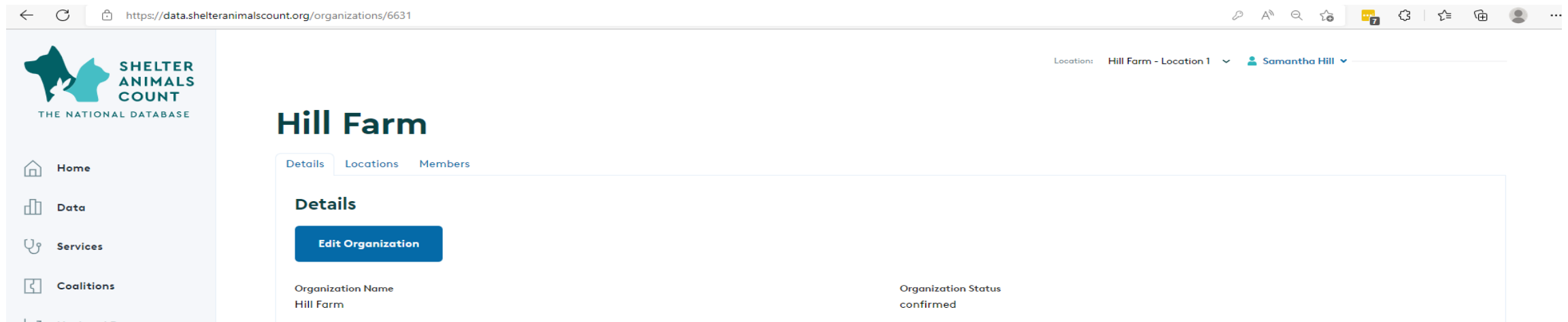
Map your PetPoint data to allow automation

STEP 1: Login to Shelter Animals Count Data Portal, <https://data.shelteranimalscount.org/>


STEP 2: On Profile drop-down, click **Organization**



STEP 3: Click **Edit Organization**



STEP 4: Near the bottom of the screen, complete the 3 fields for the API and click Update
****If this section is not completed, data will not be able to be received for your organization***



SHELTER
ANIMALS
COUNT

THE NATIONAL DATABASE

Home

Data

Services

Coalitions

National Data

Location: Hill Farm - Location 1 Emily Blade

Small Mammals

Birds

Farm Animals

Reptile & Amphibians

Annual Intake of animals for 2021 (cats and dogs only)*

10

Annual Operating Budget for 2021*

100

Do you use any of the following software?

PetPoint

Our organization has opted-in to an API with the software company above to send Intake/Outcome data to SAC automatically each month

Yes

Software Unique Identifier (for API use only)*

USXX0000

Authorizer Information

Identify "PetPoint" as software company

Opt-in to the API with the software company by changing to "Yes"

Enter your PetPoint Shelter ID
This is the ID used to login to your PetPoint account

STEP 5: Log in to your PetPoint account. Under Admin Setup > Online Animal Listing Options, click the Shelter Animals Count tab and check the box agreeing to share your animal data with SAC.

Online Animal Listing Options

Authentication Key

Displayed Fields

Adoptable SearchLost and Found SearchHappy TailsPetango EditorTwitterShelter Pet Data AllianceShelters Animal Count

Do you agree to share your animal data to Shelter Animal Count? ☒ By clicking on this checkbox, you are a

Check this box to opt in

Disclosure and Agreement to Participate in Shelter Animals Count (SAC) Information Gathering

Pethealth Services (USA) Inc. takes the privacy and security of the information it receives from you seriously. At the same time, we have been and continue to be committed to transparency about our collection and use of the information we receive. With these principles in mind, we ask that you review the information herein and then give your acknowledgment above regarding an agreement to share certain data with Shelter Animals Count (SAC) as described herein.

Background

Shelter Animals Count is an independent, neutral organization founded by a cross-section of animal welfare agencies to create The National Database. The National Database is a standardized database used to collect national animal shelter and rescue data. View www.ShelterAnimalsCount.org to learn more. We will be sharing data regarding certain information you input into your PetPoint account regarding animals at shelters with SAC provided you agree to this agreement.

What Does This Mean?

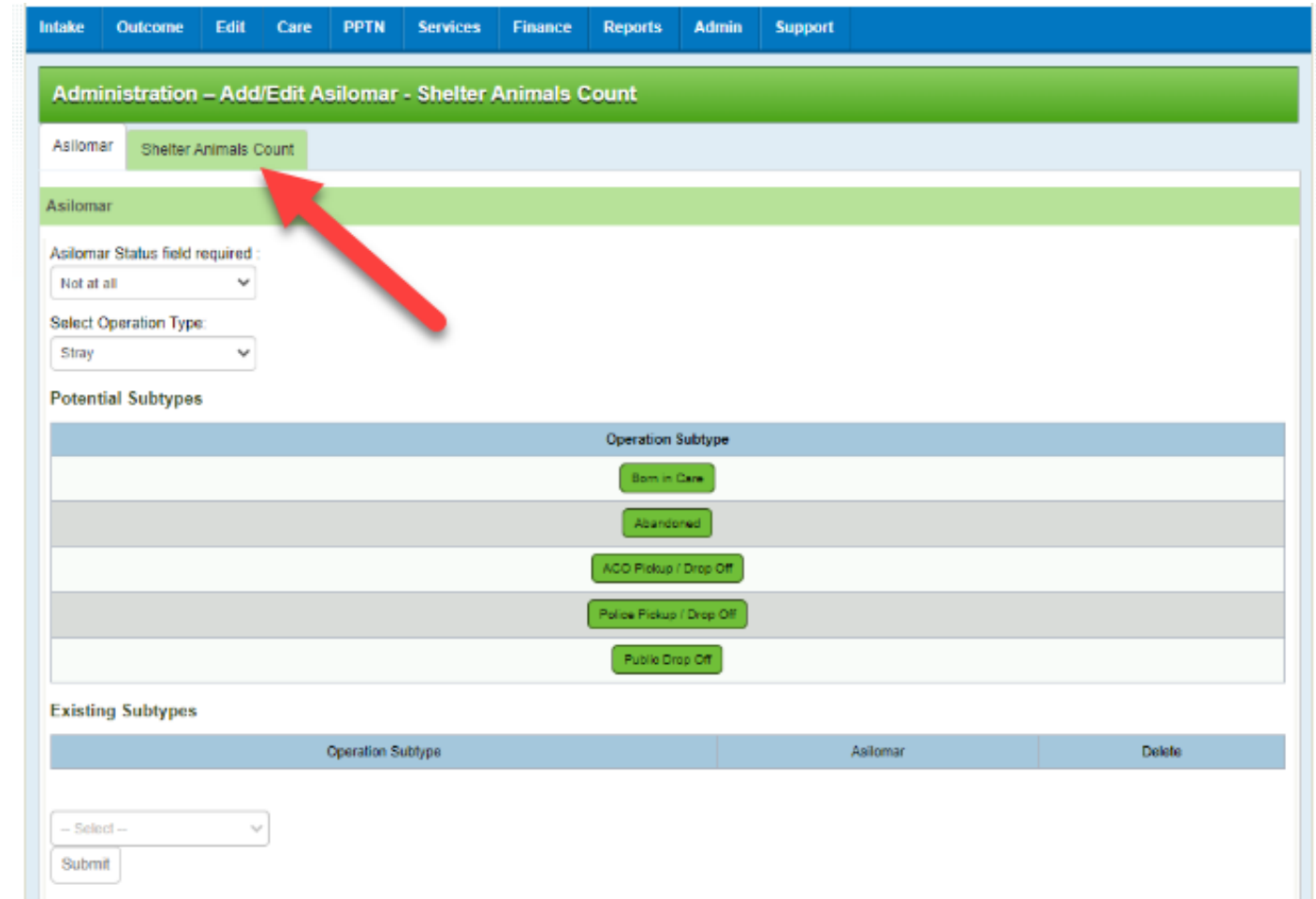
With this agreement, Pethealth Services (USA) Inc. will aggregate the following pet data on a monthly basis starting from 2016 to the present, to be used by Shelter Animals Count. Going forward, this data will be sent to SAC on the 6th of each month for the month's prior data. You may end this automatic transfer at any time by contacting your Pethealth representative.

- OrgID
- Company Name
- Site Name (Intake Site)
- State/Province (via Company Address)
- Zip/Postal Code (via Company Address)

Submit

STEP 6: Map your intake and outcome types in PetPoint. **This step is crucial--the data will not be received until this mapping is completed.** If you already completed this step when setting up CSV imports, you can skip to the next page.

Visit:
<https://pethealth.force.com/community/s/article/How-to-setup-the-Shelter-Animals-Count-reports> and follow the instructions in the article. Contact PetPoint support if you need assistance with this step.



The screenshot shows the PetPoint Administration interface for adding or editing an Asilomar. The top navigation bar includes links for Intake, Outcome, Edit, Care, PPTN, Services, Finance, Reports, Admin, and Support. The main header is "Administration - Add/Edit Asilomar - Shelter Animals Count". Below this, there are two tabs: "Asilomar" and "Shelter Animals Count". A red arrow points to the "Shelter Animals Count" tab. The "Asilomar" tab is currently selected, showing a form with the following fields:

- Asilomar Status field required :** A dropdown menu with "Not at all" selected.
- Select Operation Type:** A dropdown menu with "Stray" selected.

Below the form, there are two sections:

- Potential Subtypes:** A table with columns "Operation Subtype" and "Asilomar". The table lists five potential subtypes: "Born in Care", "Abandoned", "ADO Pickup / Drop Off", "Police Pickup / Drop Off", and "Public Drop Off". Each subtype has a corresponding "Asilomar" button.
- Existing Subtypes:** A table with columns "Operation Subtype", "Asilomar", and "Delete". The table is currently empty.

At the bottom of the form, there is a dropdown menu with "Select" and a "Submit" button.

STEP 7: No longer manually upload or enter your data again!

NOTES REGARDING API:

- You MUST complete the instructions for updating your SAC organization profile, check the opt-in box in your PetPoint account, AND have completed the mapping step for the API to correctly send data.
- Monthly data will be automatically uploaded to your data portal on the 6th of each month for the prior month (i.e. on August 6, July data will be uploaded).
 - *We recommend you confirm that the data came through correctly during the first month the API is active by viewing the data in your SAC portal.*
- You will still have access to upload a CSV or manually change data if you need to.
- You can opt-out of the API at any time by notifying your PetPoint representative



INFO@SHELTERANIMALSCOUNT.ORG